

Name \_\_\_\_\_ Date \_\_\_\_\_

**Lesson 18**  
**PRACTICE BOOK**

# Understanding Characters

**My Name Is Gabriela**  
 Deepen Comprehension:  
 Understanding Characters

Read the following passage.

One morning, Mom and I were waiting for the bus. I played with the string on my bag. Then I counted cars.

"Mom," I said. "This bus stop is boring!"

"Jenny, did you forget your book again?" Mom asked.

I nodded and frowned. Then I had an idea. "They should paint comics on this bench. Then kids who forget their books can read comics."

"What a great idea, Jenny!" said Mom. "I think you should write and tell our city mayor about your idea."

Answer the following questions.

1. What is Jenny's problem in the story?

---

2. How does Jenny solve her problem?

---



---

3. What kind of character is Jenny?

---

Name \_\_\_\_\_

Date \_\_\_\_\_

# Using *Being* Verbs

**Underline the correct sentence.**

1. The rodeo is here.

The rodeo are here.

The rodeo am here.

2. The crowds is clapping.

The crowds are clapping.

The crowds am clapping.

**Write each sentence correctly.**

3. Gabriela (was, were) a teacher.

\_\_\_\_\_

4. She (was, were) speaking.

\_\_\_\_\_

5. Her students (was, were) smart.

\_\_\_\_\_

6. They (was, were) listening.

\_\_\_\_\_

Name: \_\_\_\_\_

Using Adjectives

Directions: Rewrite each sentence. Include at least 2 new adjectives in each sentence.

Example: I wrote a song

I wrote a song about birds that was loud and interesting.

1. I took off my glove and touched the snow.

---

---

---

2. I drank some juice.

---

---

---

3. The barn was filled with pigs.

---

---

---

4. She laughed..

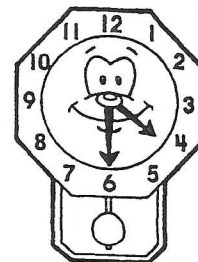
---

---

---


Name \_\_\_\_\_ Date \_\_\_\_\_

# Time on the Half Hour




Read the time shown on each clock and write it on the line.

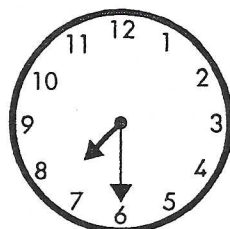
1




\_\_\_\_\_



\_\_\_\_\_




\_\_\_\_\_




\_\_\_\_\_


2



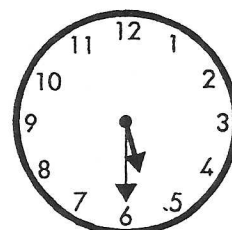
\_\_\_\_\_



\_\_\_\_\_




\_\_\_\_\_




\_\_\_\_\_


3




\_\_\_\_\_



\_\_\_\_\_




\_\_\_\_\_




\_\_\_\_\_


4




\_\_\_\_\_



\_\_\_\_\_



\_\_\_\_\_



\_\_\_\_\_